

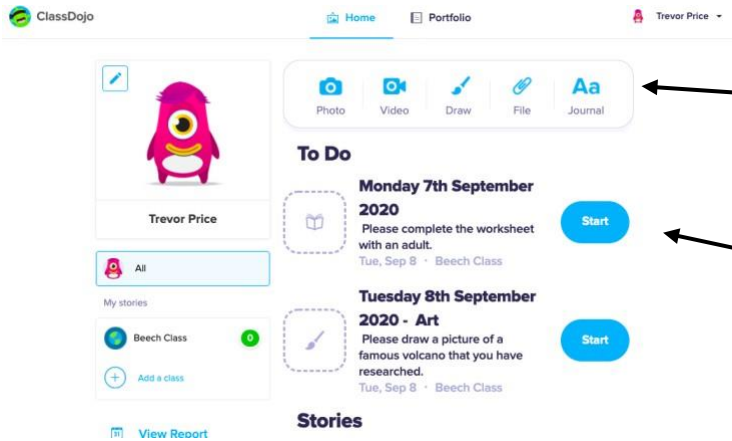
## How to access Class Dojo (EYFS, Year 1 and Year 2)

### Step 1:

Your child will be given a login. This will be a QR code or a web link. This will be in the front of their reading record. This will take your child directly to their learning platform.

### Step 2:

When they are logged in they will see a similar screen to the one below.




The screenshot shows the ClassDojo interface for a user named Trevor Price. At the top, there are navigation tabs for Home, Portfolio, and Trevor Price. Below the navigation, there are icons for Photo, Video, Draw, File, and Journal. A 'To Do' section lists tasks for Monday 7th September 2020 and Tuesday 8th September 2020. A 'Stories' section is also visible.

Your child can create pictures, upload files etc and then the class teacher can see these.

In the To Do section, any work set by the class teacher has set will be here. Your child can complete this online and then the class teacher will be notified.

### Step 3:

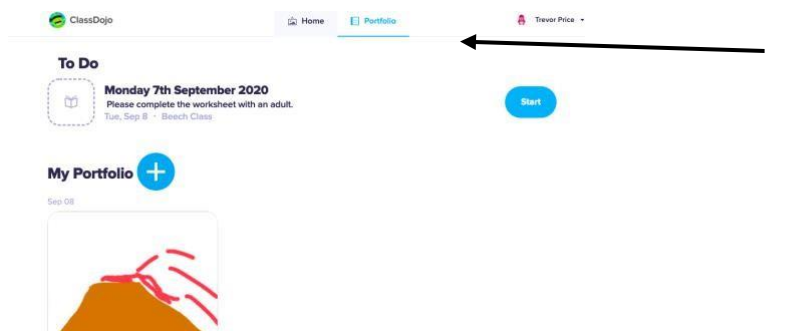
Completing the work is all online.



The screenshot shows a worksheet titled 'Precision teaching sound recognition'. It includes a grid for writing words and a section for drawing. A 'Hand In' button is visible in the top right corner. A toolbar with various drawing and editing tools is on the left side.

When completed, press the hand in button and then the class teacher will be notified.

Children can use the tools on the left hand side to annotate any sheets. When given a drawing task they can also use the tools on the left. Sometimes the class teacher may suggest a link to another online learning platform e.g. Oak Academy



The screenshot shows the ClassDojo Portfolio page for Trevor Price. It displays a 'To Do' section with a task for Monday 7th September 2020 and a 'My Portfolio' section with a drawing of a volcano.

In the portfolio section, you can see any work left to do and any work that has been handed in.



In the portfolio section, you can click on any work that has been handed in. The class teacher will leave feedback on this and then your child can respond if needed. The class teacher can also return work to a child with comments if further work is needed.