



How to access Google Classroom – Android Devices



Note: your child will need their log-in details for their school G Suite for Education account to complete the steps below. If they can't remember these log-in details, please contact the admin team on admin.office@gwladysstreet.com or use your child's class email address e.g. classindia@gwladysstreet.com.

When logging into your child's google account, please make sure that all other google accounts are signed out of!

Smartphones and tablets: download the free Google Classroom app along with the following google apps

Android devices	iOS devices (iPhones, iPods, and iPads)
<ul style="list-style-type: none">• Open the Play Store app• Search for 'Google Classroom'• Tap 'Google Classroom' • Tap 'Install'• Repeat the above steps for 'Google Slides', 'Google Docs' and Google Sheets	<ul style="list-style-type: none">• Open the App Store app• Search for 'Google Classroom'• Tap 'Google Classroom' • Tap 'Get'• Repeat the above steps for 'Google Slides', 'Google Docs' and Google Sheets

Once the Google Classroom app has downloaded, open it.

Then, your child needs to:

Android Devices (tested on Samsung):

Step 1:

Login to Google Classroom with your child's Gwladys Street email account and password. You will notice your child's first initial in a circle. This shows that their google account is loaded and if somebody else is already signed into Google / Gmail, then please sign out or tap 'Add Another Account'.




Step 2:

Click on your class. Your assignments will show on the overview page titled 'stream'.

On the top left of the screen will be three lines (home button). Here you can also view your 'to do list' and

any outstanding tasks and the deadline in which they are due. Click on the back button to get back on your class stream and



due. Click on the classwork.

Step 3:

Click on 'Classwork' to see all of your assignments. You'll see folders appear based on the subjects you do in school. The needs to be done will appear in there.

several task that

Step 4:

Maths - Problem of the Day - WALT - Fractions and calculations of Fractions

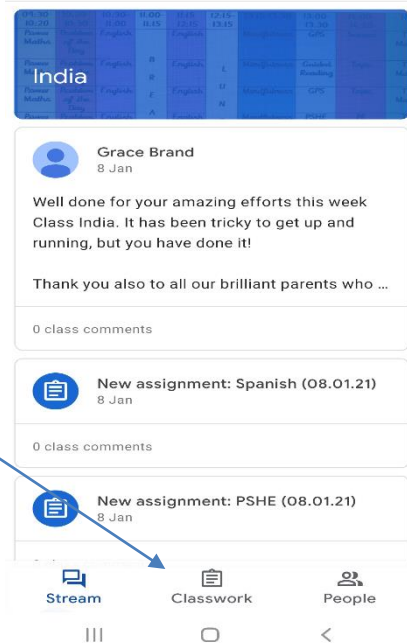
100 points
0 class comments

Complete the problems using the grids. Can you work out the following fraction calculations?

Attachments
[Template] Maths - 08.01.2021 - Problem of the Day

At the bottom of the screen, it should say 'Your work'. Click on the arrow pointing the attachment that is in your child's work should load up.


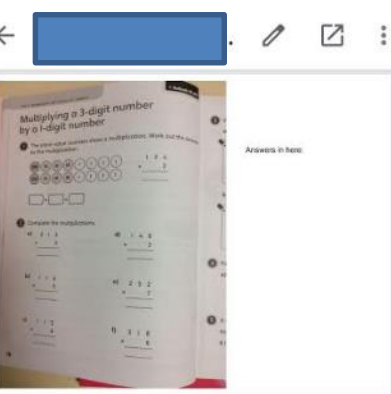
say 'Your up. Click on name and the



Your work
Assign
Add private comment

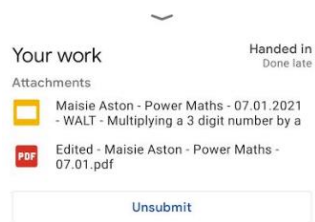
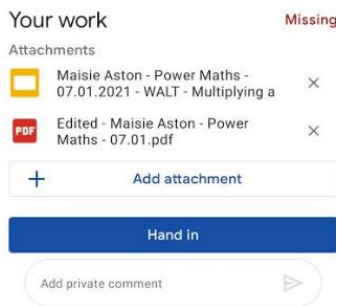
Step 5:

Use the pen / pencil tool to work on top of the document. When you have finished, make sure you save your changes by clicking on the three dots and 'save'. Then press the back button (arrow pointing left) on the far left hand side.



Step 6:

When all the tasks have been completed, you need to click on 'hand in'. If you realise you have made a mistake once you have handed it in, you can 'unsubmit' your work to get it back and continue editing it.



Your work for this assignment is completed and you can go back to your home screen by pressing the arrow pointing left.

Step 7:

Check for any comments from your class teacher as they mark your work.

Remember, if you have any problems, then please get your parent / carer to email your class teacher at your class email address:

classcaterpillars@gwladysstreet.com

classgermany@gwladysstreet.com

classrussia@gwladysstreet.com

classbutterflies@gwladysstreet.com

classchile@gwladysstreet.com

classchina@gwladysstreet.com

classladybirds@gwladysstreet.com

classcostarica@gwladysstreet.com

classjapan@gwladysstreet.com

classfrance@gwladysstreet.com

classindia@gwladysstreet.com